

Category (i)	Category of Shareholder (ii)	No. of Shareholders (iii)	No. of fully paid Equity Share Held (iv)	No. Of Partly Paid Equity Shares Held (v)	No. Of shares underlying Depository Receipts (vi)	Total Nos. Shares Held (vii) = iv+v+vi	Shareholding as a % of total no of Shares (calculated as per SCRR 1957) (viii) as a % of {A+B+C2}	No of Voting Rights held in each class of securities (ix)				No of shares underlying outstanding convertible securities (including warrants) (xi)	Shareholding as a % assuming full conversions of convertible securities (as a % of diluted equity capital) (xi)=vii+X as a % of {A+B+C2}	No. of Locked in Shares (xii)		No of Shares pledged or otherwise encumbered (xiii)		No of Equity Shares Held in Dematerialized form (xiv)
								Class X	Class Y	Total	Total as a % of {A+B+C}			No. (a)	As a % of total shares held (b)	No. (a)	As a % of total shares held (b)	
(A)	Promoter & Promoter Group	3	2117530	0	0	2117530	70.5843	2117530	0	2117530	70.5843	0	70.5843	503915	51.0500	0	0.0000	2117530
(B)	Public	508	882470	0	0	882470	29.4157	882470	0	882470	29.4157	0	29.4157	0	0.0000	0	0.0000	0
(C)	Non Promoter - Non Public	0	0	0	0	0	0.0000	0	0	0	0.0000	0	0.0000	0	0.0000	0	0.0000	0
(C1)	Shares Underlying DRs	0	0	0	0	0	0.0000	0	0	0	0.0000	0	0.0000	0	0.0000	0	0.0000	492930
(C2)	Share Held By Employees Trusts	0	0	0	0	0	0.0000	0	0	0	0.0000	0	0.0000	0	0.0000	0	0.0000	0
	Total	0	0	0	0	0	0.0000	0	0	0	0.0000	0	0.0000	0	0.0000	0	0.0000	0
	Total A+B+C1+C2	511	3000000	0	0	3000000	100.0000	3000000	0	3000000	100.0000	0	100.0000	503915	51.0500	0	0.0000	2610460
Date: 10.04.2018		Whole-time Director: Raj Kumar Jain																
Place: Delhi																		

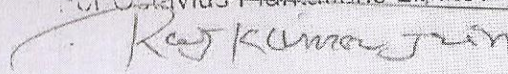
Octavius Plantations Limited

 Director/Authorised Signatory

Table - II Statement showing shareholding pattern of the Promoter and Promer Group

S.No.	Category & Name of the Shareholder (I)	PAN (II)	No of Shareholders (III)	No. of fully paid Equity Share Held (IV)	No. Of Partly Paid Equity Shares Held (V)	No. Of shares underlying Depository Receipts (VI)	Total Nos. Shares Held (VII) = IV+V+VI	Shareholding as a % of total no of Shares (calculated as per SCRR 1957) (VIII) as a % of (A+B+C2)	No of Voting rights held in each class of securities (IX)				No of shares underlying convertible securities (including warrants) (X)	Shareholding as a % assuming full conversions of convertible securities [as a % of diluted equity capital] (XI)=VII+X as a % of (A+B+C2)	No. of Locked in Shares (XII)		No of Shares pledged or otherwise encumbered (XIII)		No of Equity Shares Held in Dematerialized form (XIV)	
									Class X	Class Y	Total	Total as a % of (A+B+C)			No. (a)	As a % of total shares held (b)	No. (a)	As a % of total shares held (b)		
(1)	Indian																			
(a)	Individual/huf		3	2117530	0	0	2117530	70.5843	2117530	0	2117530	70.5843	0	70.5843	0	0.0000	0	0.0000	2117530	
	Akshita Jain	BFVPJ1715A		1010015	0	0	1010015	33.6671	1010015	0	1010015	33.6671	0	33.6671	250015	25.3200	0	0.0000	1010015	
	Madanlal Jain	ACKPJ7700N		93615	0	0	93615	3.1205	93615	0	93615	3.1205	0	3.1205	0	0.0000	0	0.0000	93615	
	Shalini Jain	ACTPJ7023M		1013900	0	0	1013900	33.7967	1013900	0	1013900	33.7967	0	33.7967	253900	25.7200	0	0.0000	1013900	
(b)	Central Govt /state Govt/ President Of India		0	0	0	0	0	0.0000	0	0	0	0.0000	0	0.0000	0	0.0000	0	0.0000	0	
(c)	Financial Inst/banks		0	0	0	0	0	0.0000	0	0	0	0.0000	0	0.0000	0	0.0000	0	0.0000	0	
(d)	Any other		0	0	0	0	0	0.0000	0	0	0	0.0000	0	0.0000	0	0.0000	0	0.0000	0	
	Other - Body Corporate		0	0	0	0	0	0.0000	0	0	0	0.0000	0	0.0000	0	0.0000	0	0.0000	0	
	Sub - Total		0	0	0	0	0	0.0000	0	0	0	0.0000	0	0.0000	0	0.0000	0	0.0000	0	
(2)	Foreign		3	2117530	0	0	2117530	70.5843	2117530	0	2117530	70.5843	0	70.5843	0	0.0000	0	0.0000	2117530	
(a)	Individual(not Foreign Individual)		0	0	0	0	0	0.0000	0	0	0	0.0000	0	0.0000	0	0.0000	0	0.0000	0	
(b)	Government		0	0	0	0	0	0.0000	0	0	0	0.0000	0	0.0000	0	0.0000	0	0.0000	0	
(c)	Institutions		0	0	0	0	0	0.0000	0	0	0	0.0000	0	0.0000	0	0.0000	0	0.0000	0	
(d)	Foreign Portfolio Investors		0	0	0	0	0	0.0000	0	0	0	0.0000	0	0.0000	0	0.0000	0	0.0000	0	
(e)	Any Other		0	0	0	0	0	0.0000	0	0	0	0.0000	0	0.0000	0	0.0000	0	0.0000	0	
	Sub - Total		0	0	0	0	0	0.0000	0	0	0	0.0000	0	0.0000	0	0.0000	0	0.0000	0	
	Total Shareholding of Promoter and Promoter Group		3	2117530	0	0	2117530	70.5843	2117530	0	2117530	70.5843	0	70.5843	503915	51.0500	0	0.0000	2117530	

Date: 10.04.2018
Place: Delhi

Whole-time Director: Raj Kumar Jain

For Ocularis Plantations Limited

Raj Kumar Jain
Director/Authorised Signatory

Table - III Statement showing shareholding pattern of the Public shareholding

S.No.	Category & Name of the Shareholder (I)	PAN (II)	No of Shareholders (III)	No. of fully paid Equity Shares Held (IV)	No. Of Partly Paid Equity Shares Held (V)	No. Of shares underlying Depository Receipts (VI)	Total Nos. Shares Held (VII) = IV+V+VI	Shareholding as a % of total no of Shares (calculated as per SCRR 1957) (VII) as a % of (A+B+C2)	No of Voting Rights held in each class of securities (IX)				No of shares underlying convertible securities (including warrants) (X)	Shareholding as a % assuming full conversions of convertible securities (as a % of diluted equity capital) (XI)+VII+X as a % of (A+B+C2)	No. of Locked In Shares (XII)		No of Shares pledged or otherwise encumbered (XIII)		No of Equity Shares Held in Dematerialized form (XIV)
									Class X	Class Y	Total	Total as a % of (A+B+C)			No. (a)	As a % of total shares held (b)	No. (a)	As a % of total shares held (b)	
(1)	Institutions																		
(a)	Mutual Funds		0	0	0	0	0	0.0000	0	0	0	0.0000	0	0.0000	0	0.0000	0	0.0000	0
(b)	Venture Capital Funds		0	0	0	0	0	0.0000	0	0	0	0.0000	0	0.0000	0	0.0000	0	0.0000	0
(c)	Alternate Investment Funds		0	0	0	0	0	0.0000	0	0	0	0.0000	0	0.0000	0	0.0000	0	0.0000	0
(d)	Foreign Venture Capital Investors		0	0	0	0	0	0.0000	0	0	0	0.0000	0	0.0000	0	0.0000	0	0.0000	0
(e)	Foreign Portfolio Investors		0	0	0	0	0	0.0000	0	0	0	0.0000	0	0.0000	0	0.0000	0	0.0000	0
(f)	Financial Inst/banks		0	0	0	0	0	0.0000	0	0	0	0.0000	0	0.0000	0	0.0000	0	0.0000	0
(g)	Insurance Companies		0	0	0	0	0	0.0000	0	0	0	0.0000	0	0.0000	0	0.0000	0	0.0000	0
(h)	Provident Funds/Pension Fund		0	0	0	0	0	0.0000	0	0	0	0.0000	0	0.0000	0	0.0000	0	0.0000	0
(i)	Any other		0	0	0	0	0	0.0000	0	0	0	0.0000	0	0.0000	0	0.0000	0	0.0000	0
	Sub-total (B)(1)		0	0	0	0	0	0.0000	0	0	0	0.0000	0	0.0000	0	0.0000	0	0.0000	0
(2)	Central Govt./state Govt./ President Of India		0	0	0	0	0	0.0000	0	0	0	0.0000	0	0.0000	0	0.0000	0	0.0000	0
	Sub-total (B)(2)		0	0	0	0	0	0.0000	0	0	0	0.0000	0	0.0000	0	0.0000	0	0.0000	0
(3)	Non-institutions		0	0	0	0	0	0.0000	0	0	0	0.0000	0	0.0000	0	0.0000	0	0.0000	0
(a)	(i) Individual-Holding Nom. Val. upto Rs.2 lakhs		487	226220	0	0	226220	7.5406	226220	0	226220	7.5406	0	7.5406	0	0.0000	0	0.0000	0
	(ii) Individual-Holding Nom. Val. greater than Rs.2 lakhs		7	526730	0	0	526730	17.5577	33800	0	33800	17.5577	0	17.5577	0	0.0000	0	0.0000	0
	Arvind Kumar Das			33800	0	0	33800	1.1268	33800	0	33800	1.1268	0	1.1268	0	0.0000	0	0.0000	0
	Deepak Jain			81500	0	0	81500	2.7168	81500	0	81500	2.7168	0	2.7168	0	0.0000	0	0.0000	0
	Suresh Gaur			75600	0	0	75600	2.5200	75600	0	75600	2.5200	0	2.5200	0	0.0000	0	0.0000	81500
	Rajeev Sankhala			78450	0	0	78450	2.6150	78450	0	78450	2.6150	0	2.6150	0	0.0000	0	0.0000	75600
	Yunus Ansari			91750	0	0	91750	3.0585	91750	0	91750	3.0585	0	3.0585	0	0.0000	0	0.0000	78450
	Praveen Mathur			88750	0	0	88750	2.9585	88750	0	88750	2.9585	0	2.9585	0	0.0000	0	0.0000	91750
	Mohd Firoz			76880	0	0	76880	2.5621	76880	0	76880	2.5621	0	2.5621	0	0.0000	0	0.0000	88750
(b)	Note Registered With Rbi		0	0	0	0	0	0.0000	0	0	0	0.0000	0	0.0000	0	0.0000	0	0.0000	76880
(c)	Employees Trust		0	0	0	0	0	0.0000	0	0	0	0.0000	0	0.0000	0	0.0000	0	0.0000	0
(d)	Overseas Depository Holding Dts		0	0	0	0	0	0.0000	0	0	0	0.0000	0	0.0000	0	0.0000	0	0.0000	0
(e)	Any Other		0	0	0	0	0	0.0000	0	0	0	0.0000	0	0.0000	0	0.0000	0	0.0000	0
	Other - Body Corp		12	75200	0	0	75200	2.5067	75200	0	75200	2.5067	0	2.5067	0	0.0000	0	0.0000	0
	Other - Individual HUF		2	54320	0	0	54320	1.8107	54320	0	54320	1.8107	0	1.8107	0	0.0000	0	0.0000	0
	Madan Lal Jain & Son			20400	0	0	20400	0.6800	20400	0	20400	0.6800	0	0.6800	0	0.0000	0	0.0000	0
	Madan Lal Jain & Sons Huf			33920	0	0	33920	1.1306	33920	0	33920	1.1306	0	1.1306	0	0.0000	0	0.0000	0
	Sub-total (B)(3)		508	882470	0	0	882470	29.4157	389540	0	389540	29.4157	0	29.4157	0	0.0000	0	0.0000	0
	Total Public Shareholding		508	882470	0	0	882470	29.4157	389540	0	389540	29.4157	0	29.4157	0	0.0000	0	0.0000	492930

Date: 10.04.2018

Place: Delhi

Whole-time Director: Raj Kumar Jain

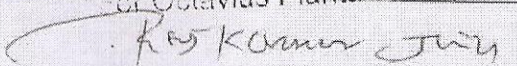

for Octavide Plantations Limited

 Director/Authorised Signatory

Table - IV Statement showing shareholding pattern of the Non Promter - Non Public shareholder

S.No.	Category & Name of the Shareholder (I)	PAN (II)	No of Shareholders (III)	No. of fully paid Equity Share Held (IV)	No. Of Partly Paid Equity Shares Held (V)	No. Of shares underlying Depository Receipts (VI)	Total Nos. Shares Held (VII) = IV+V+VI	Shareholding % as of total no of Shares (VIII) as a % of (A+B+C2)	No of Voting Rights held in each class of securities (IX)				No of shares underlying outstanding convertible securities (including warrants) (X)	Shareholding as a % assuming full conversions of convertible securities (as a % of diluted equity capital) (XI)=VII+X as a % of (A+B+C2)	No. of Locked in Shares (XII)		No of Shares pledged or otherwise encumbered (XIII)		No of Equity Shares Held in Dematerialized form (XIV)
									Class X	Class Y	Total	Total as a % of (A+B+C)			No. (a)	As a % of total shares held (b)	No. (a)	As a % of total shares held (b)	
(1)	Custodian/DR Holder																		
(a)	names																		
(2)	Employees Benefit Trust (under SEBI Based employees benefit) Regulation 2014																		
(a)	names																		
	Total Non-Promoter Non Public shareholding C= C1+C2																		
Date: 10.04.2018		Whole-time Director: Raj Kumar Jain																	
Place: Delhi																			


 Director/Authorised Signatory